












¿Puedo tener...?

Colores




¿Puedo tener...?


Colores




Verde




Rojo




Azul




Anaranjado




Armarillo




Negro



Gris




Cafe




Morado




Rosado




Verde



Azul




Rojo




Armarillo




Anaranjado




Morado




Gris



Rosado



Cafe



Negro

Answer Squares:

Print this page, then cut out the ten answer squares along the gray lines.

For best results print on card stock and laminate.

GAME INSTRUCTIONS:

WHAT YOU NEED:

- "Puedo tener" splat page, one per player. (I would recommend sliding these into plastic page protectors or laminating.)
- Answer squares
- Play-doh in all the colors on the chart.

SET-UP:

- Give each player a splat page and have them place it in front of them face up.
- Place the answer cards face down in front of their respective color of Play-Doh.
- Remove the lids from the play-doh containers for easy access.

GAME PLAY:

The first player will start the game by touching any color splat on their page. This tells you what color they are attempting to say in Spanish.

They are going to use a full sentence, ex:

"May I have blue?" by saying, "Puedo tener azul?"

If they say it correctly, they can take a pinch of blue play-doh and squash it on the blue splat on their page. This player's turn is now over, and it moves to the next player.

If they use the wrong word, ex: "Puedo tener rojo?", flip the blue/azul answer card over and read the correct color word. Their turn is then over, and it moves to the next player. They do not get play-doh unless they say the correct color word.

When a player's page has play-doh on every splat, the game is over and that player wins!

SPANISH WORDS AND PHRASES YOU'LL NEED TO KNOW

COLORS:

Green = Verde

Blue = Azul

Red = Rojo

Yellow = Amarillo

Orange = Anaranjado

Purple = Morado

Gray = Gris

Pink = Rosado

Brown = Cafe

Black = Negro

May I have... = Puedo tener...

Ex: Puedo tener gris? = May I have gray?

For additional learning you can also answer in Spanish each time they ask the question.

Yes, you may. = Si, tu puedes.

No, you may not. = No puedes.

Gracias = Thank you

You're welcome = De nada

Ex:

Child: Puedo tener rojo?

Parent/Teacher: Si, tu puedes

Child: Gracias!

Parent/Teacher: De nada.